



Sussex County Horse Show

Open Breed Show




May 17, 2026



Sussex County Horse Show Open Breed and Ranch Series

SCHS Open Breed Show

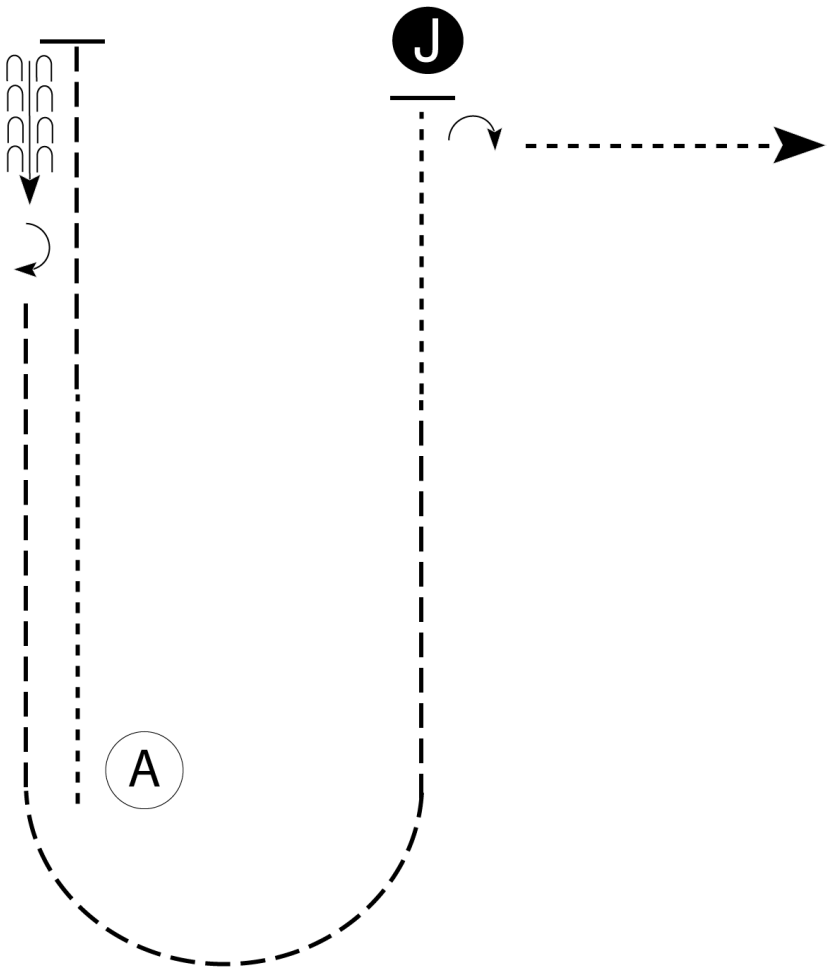


Western & English Showmanship (Youth 11&U, Limited Y&A, Novice Y&A)

Show Date: 05-17-2026

www.HorseShowPatterns.com

www.HorseShowPatterns.com



Be ready at A.

1. Walk halfway from A to judge.
2. Trot until even with judge.
3. Stop and back approximately two horse lengths.
4. Perform a 180 degree turn.
5. Trot to and around A and halfway to judge.
6. Walk to judge.
7. Stop and set up for inspection.
8. When dismissed, perform a 90 degree turn.
9. Walk straight away from judge.

Follow the instructions of your ring steward.

Walk -----

Trot -----

Back ← [Back symbol]

Marker (B)

Judge (J)



Sussex County Horse Show Open Breed and Ranch Series

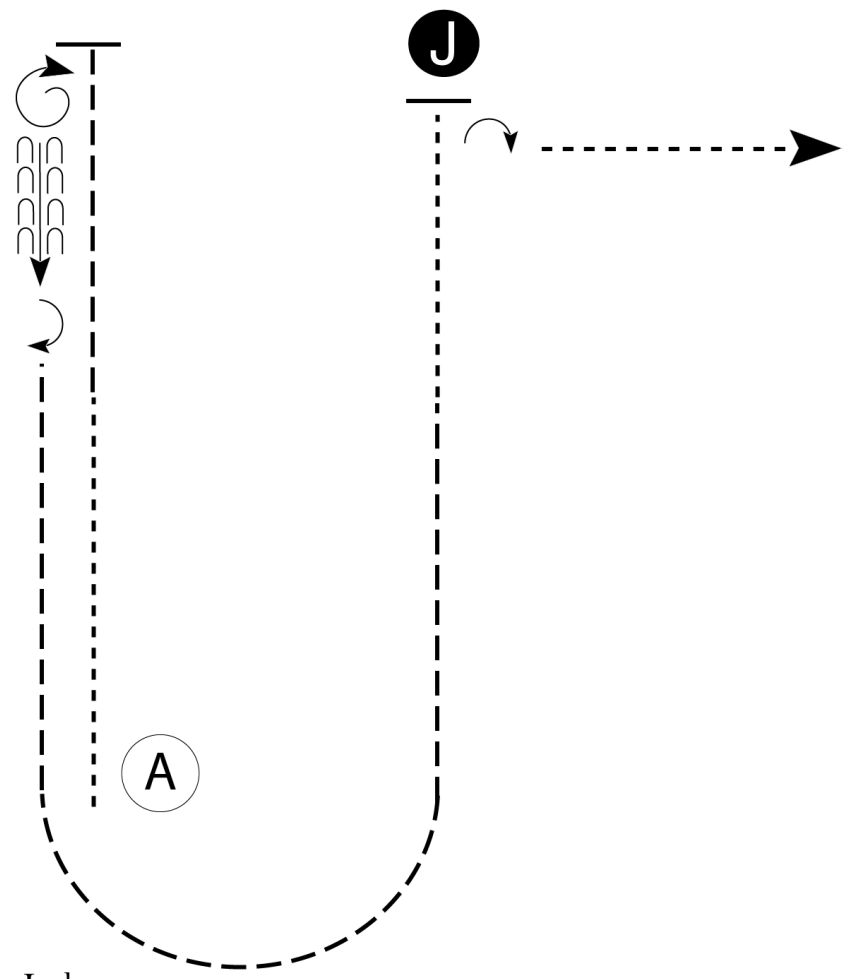


Western & English Showmanship (Open, Adult, Youth 18&U)

Show Date: 05-17-2026

www.HorseShowPatterns.com

www.HorseShowPatterns.com



Be ready at A.

1. Walk halfway from A to Judge.
2. Trot until even with judge.
3. Stop and perform a 360 degree turn.
4. Back approximately two horse lengths.
5. Perform a 180 degree turn.
6. Trot to and around A and halfway to judge.
7. Walk to judge.
8. Stop and set up for inspection.
9. When dismissed, perform a 90 degree turn.
10. Walk straight away from judge.

Follow the instructions of your ring steward.

Walk	-----
Trot	-----
Back	← ← ← ← ←
Marker	Ⓚ
Judge	Ⓝ



Sussex County Horse Show Open Breed and Ranch Series

SCHS Open Breed Show

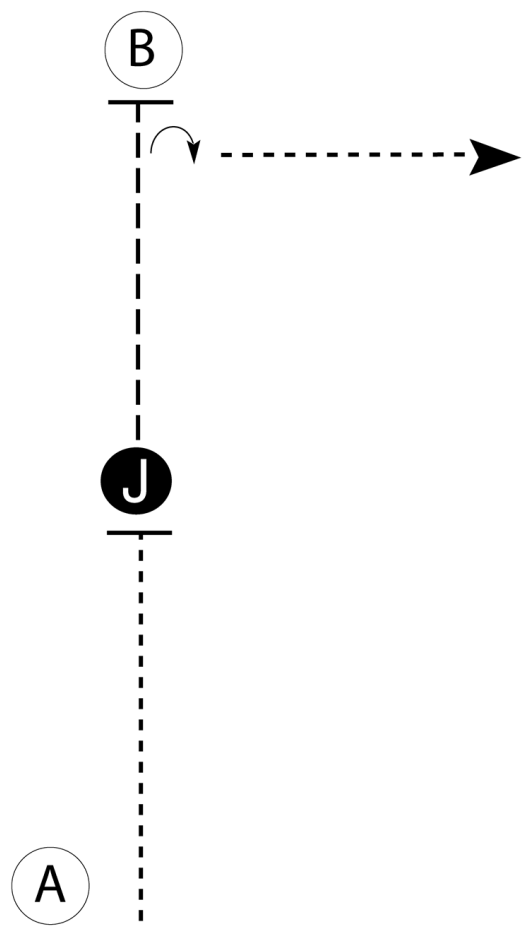


Showmanship (Leadline)

Show Date: 05-17-2026

w w w . H o r s e S h o w P a t t e r n s . c o m

w w w . H o r s e S h o w P a t t e r n s . c o m



Be ready at A.

1. Walk from A to judge.
2. Stop and set up for inspection.
3. When dismissed, trot to B.
4. Stop at B and perform a 90 degree turn.

Walk straight away and follow the instructions of your ring steward.


Walk - - - - -
Trot - - - - -
Back ← - - - - -
Marker (B)
Judge (J)

[S/WT-61]



Sussex County Horse Show Open Breed and Ranch Series

SCHS Open Breed Show

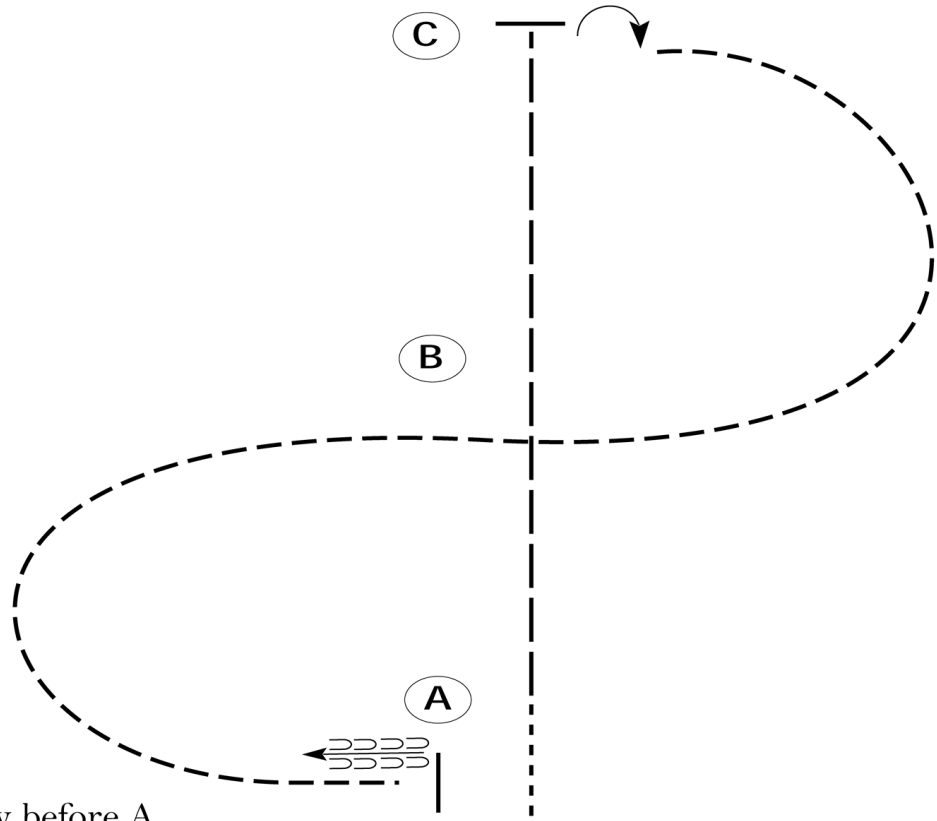


Western Horsemanship (Youth 11&U, Limited Y/A, Open)

Show Date: 05-17-2026

w w w . H o r s e S h o w P a t t e r n s . c o m

w w w . H o r s e S h o w P a t t e r n s . c o m



Be ready before A.

1. Walk to A.
2. Perform an extended jog from A to C.
3. Stop at C and turn 90 degrees to the right.
4. Jog half a circle to B.
5. Continue at a jog in a half circle to A.
6. Stop at A and back approximately one horse length.

Follow the instructions of your ring steward.

Walk	-----
Jog	-----
Extended Jog	-----
Lope	—————
Leg Yield	
Lead Change	—/—
Back	← ⊃ ⊃ ⊃ ⊃ ⊃
Marker	⊙ B
Sidepass	←-----→

[WH/WT-30]



Sussex County Horse Show Open Breed and Ranch Series

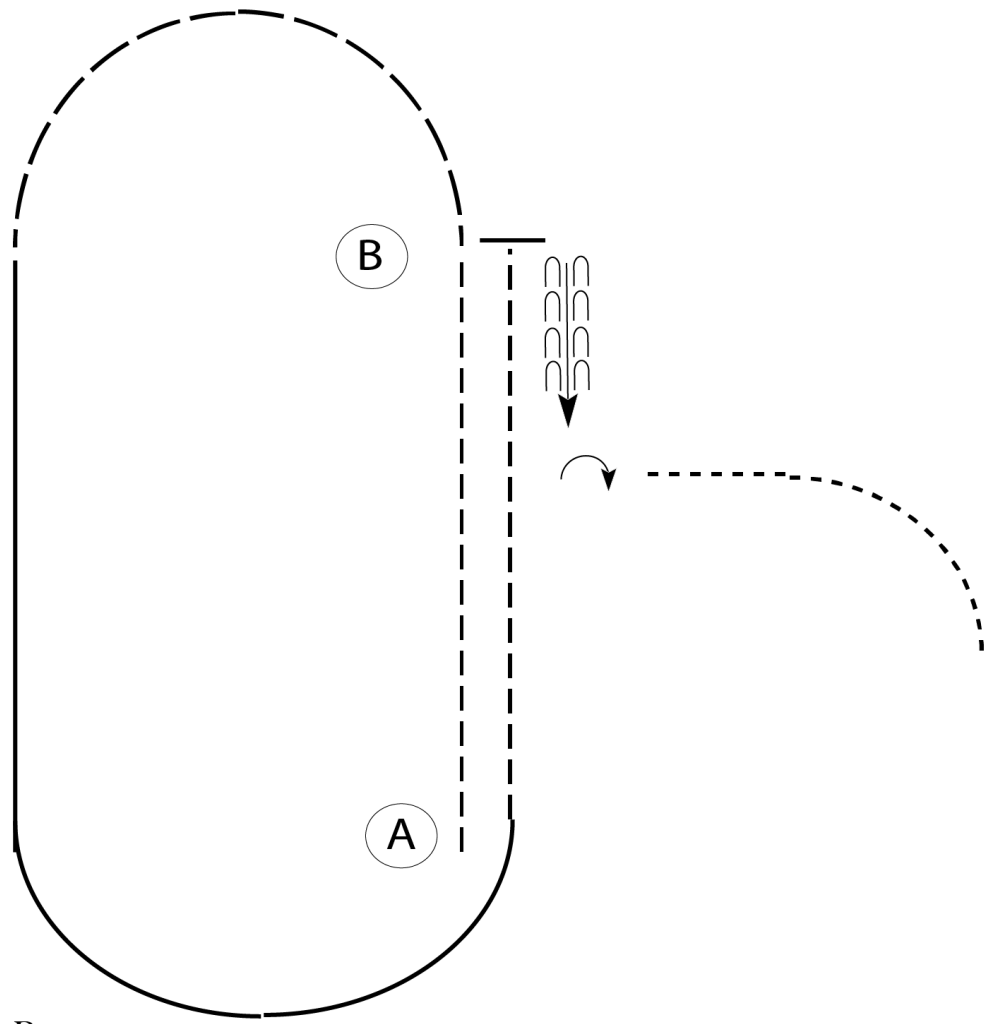


Western Horsemanship (Novice Y&A)

Show Date: 05-17-2026

www.HorseShowPatterns.com

www.HorseShowPatterns.com



Be ready at A.

1. Jog from A to B.
2. Extend the jog in a half circle.
3. Lope on the left lead until even with A.
4. Jog to B.
5. Stop, back one horse length and perform a 90 degree turn to the right.
6. Pattern is complete. Exit at the walk.


Walk	-----
Jog	- - - - -
Extended Jog	—————
Lope	
Lead Change	⌘
Back	← — — — —
Marker	(B)

[WH/1-109]



Sussex County Horse Show Open Breed and Ranch Series

SCHS Open Breed Show

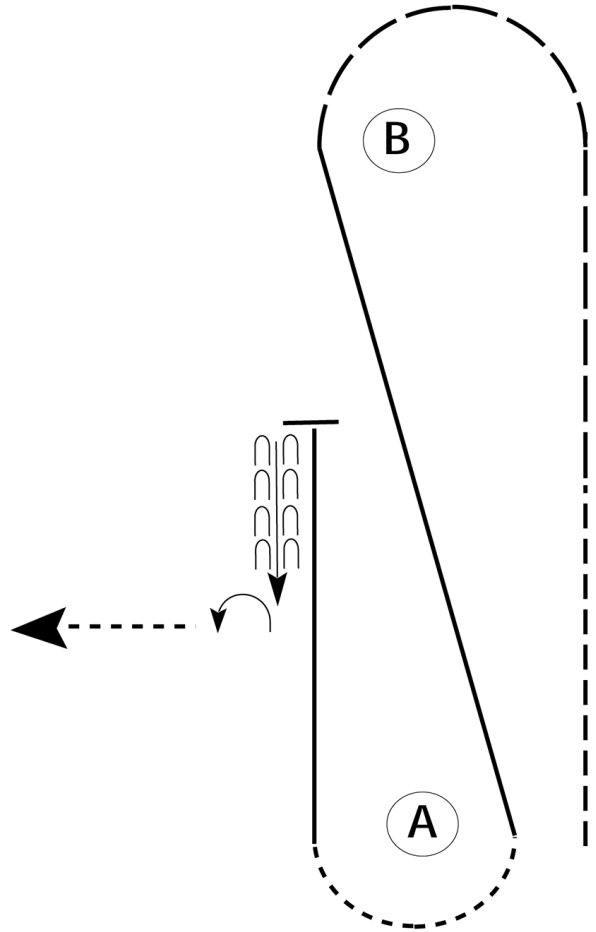


Western Horsemanship (Youth 18&U, Adult)

Show Date: 05-17-2026

www.HorseShowPatterns.com

www.HorseShowPatterns.com



Be ready at A.

1. Jog halfway to B.
2. Extend the jog to and around B.
3. Lope on the left lead diagonally back to A.
4. Walk around A.
5. Lope on the right lead halfway to B.
6. Stop and back approximately two horse lengths.
7. Perform a 1/4 turn to the left.
8. Walk straight away.

Follow the instructions of your ring steward.

Walk	-----
Jog	- - - - -
Extended Jog	— — — —
Lope	
Lead Change	
Back	
Marker	(B)

[WH/2-86]



Sussex County Horse Show Open Breed and Ranch Series

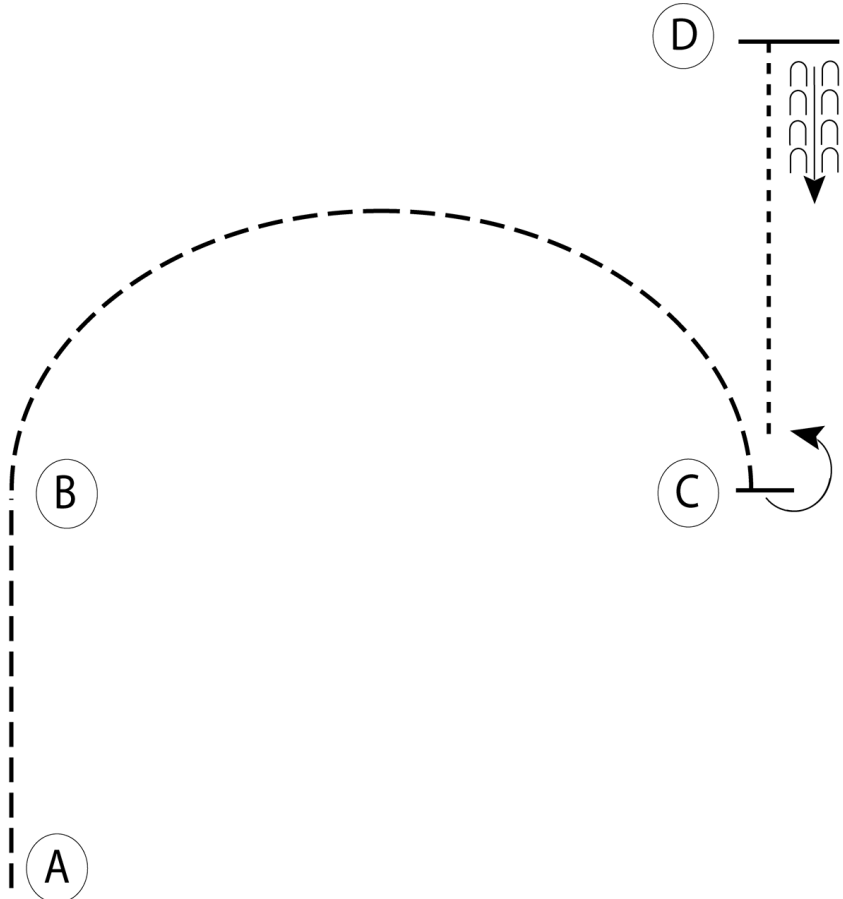


Hunt Seat Equitation (Youth 11&U, Limited Y&A)

Show Date: 05-17-2026

www.HorseShowPatterns.com

www.HorseShowPatterns.com



Be ready at A.

1. Posting trot on the right diagonal from A to B.
2. Change diagonals at B and posting trot on the left diagonal from B to C.
3. At C stop and perform a 180 degree turn on the fore-hand to the left.
4. Walk to D.
5. At D, stop and back approximately one horse length.

Follow the instructions of your ring steward.

Walk	-----
Trot	- - - - -
Extended Trot	— — — — —
Canter	—————
Leg Yield	
Lead Change	↗ ↘
Back	← C C C C C
Marker	Ⓚ
Sidepass	← — — — — →
Hand Gallop	—————

[HSE/WT-31]



Sussex County Horse Show Open Breed and Ranch Series

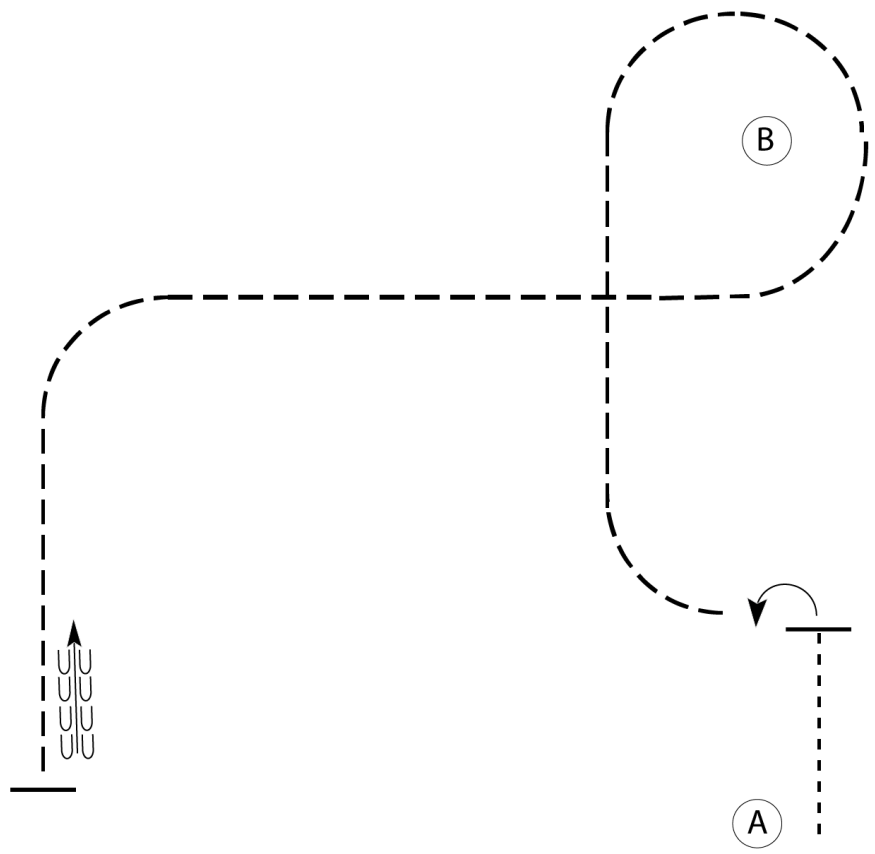


Hunt Seat Equitation (Open W/T)

Show Date: 05-17-2026

www.HorseShowPatterns.com

www.HorseShowPatterns.com



Be ready at A.

1. Walk 2 horse lengths.
2. Stop and perform a 90 degree turn on the forehand left.
3. Sitting trot 1 corner until even with B.
4. At B, posting trot on the left diagonal around B and half the line.
5. Change diagonals.
6. Posting trot on the right diagonal around 1 corner and until even with A.
7. Stop and back 5 steps. Pattern is complete.


Walk	-----
Trot	- - - - -
Extended Trot	— — — —
Canter	—————
Leg Yield	
Lead Change	↘ ↙
Back	← ← ← ← ←
Marker	⊙
Sidepass	← — — — →
Hand Gallop	—————

[HSE/WT-118]



Sussex County Horse Show Open Breed and Ranch Series

SCHS Open Breed Show

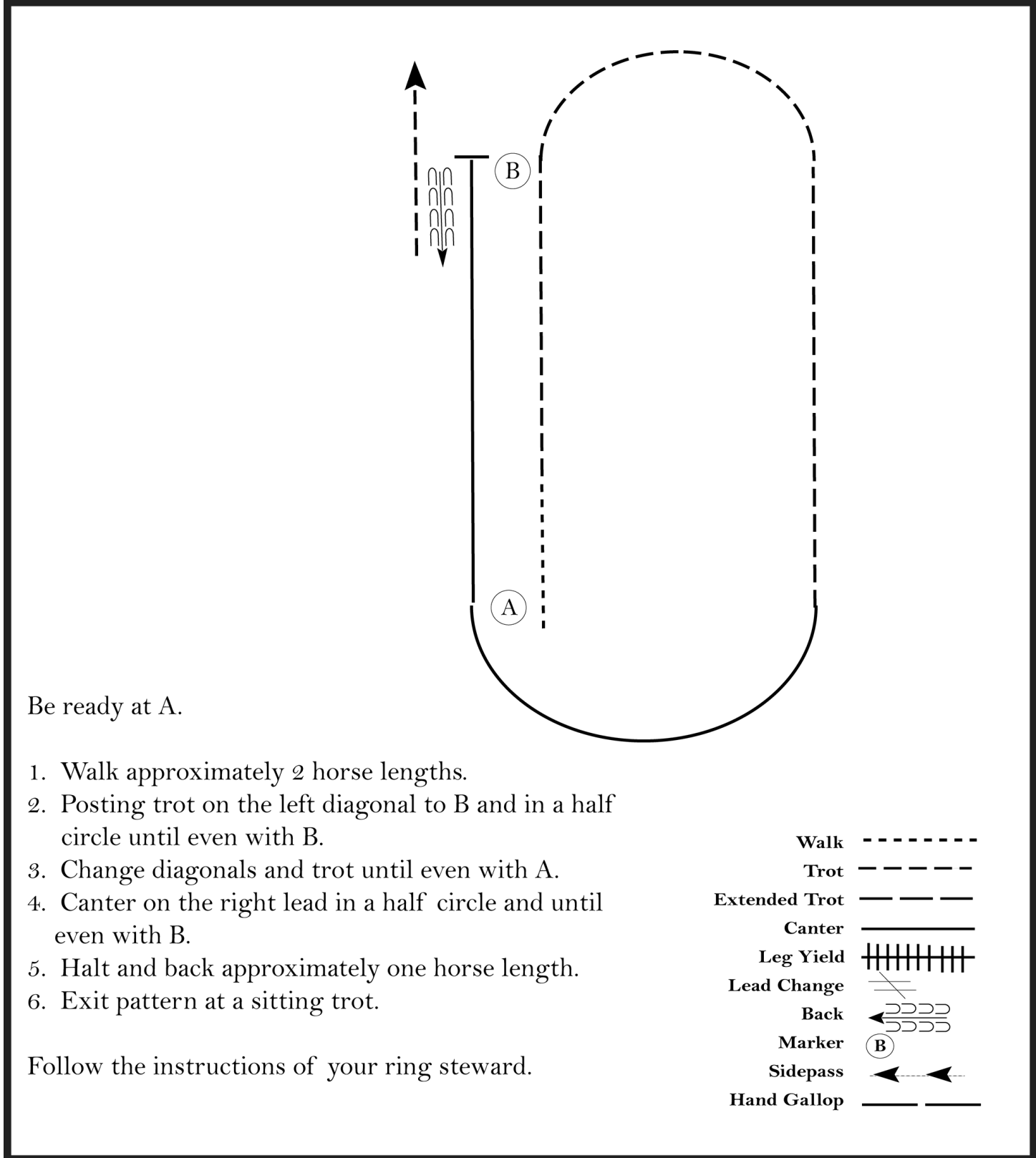


Hunt Seat Equitation (Novice Y&A)

Show Date: 05-17-2026

www.HorseShowPatterns.com

www.HorseShowPatterns.com



Be ready at A.

1. Walk approximately 2 horse lengths.
2. Posting trot on the left diagonal to B and in a half circle until even with B.
3. Change diagonals and trot until even with A.
4. Canter on the right lead in a half circle and until even with B.
5. Halt and back approximately one horse length.
6. Exit pattern at a sitting trot.

Follow the instructions of your ring steward.

Walk	-----
Trot	- - - - -
Extended Trot	— — — — —
Canter	—————
Leg Yield	
Lead Change	↘ ↙
Back	← ← ← ← ←
Marker	⊙ B
Sidepass	← — — — — →
Hand Gallop	— — — — —

[HSE/1-56]



Sussex County Horse Show Open Breed and Ranch Series

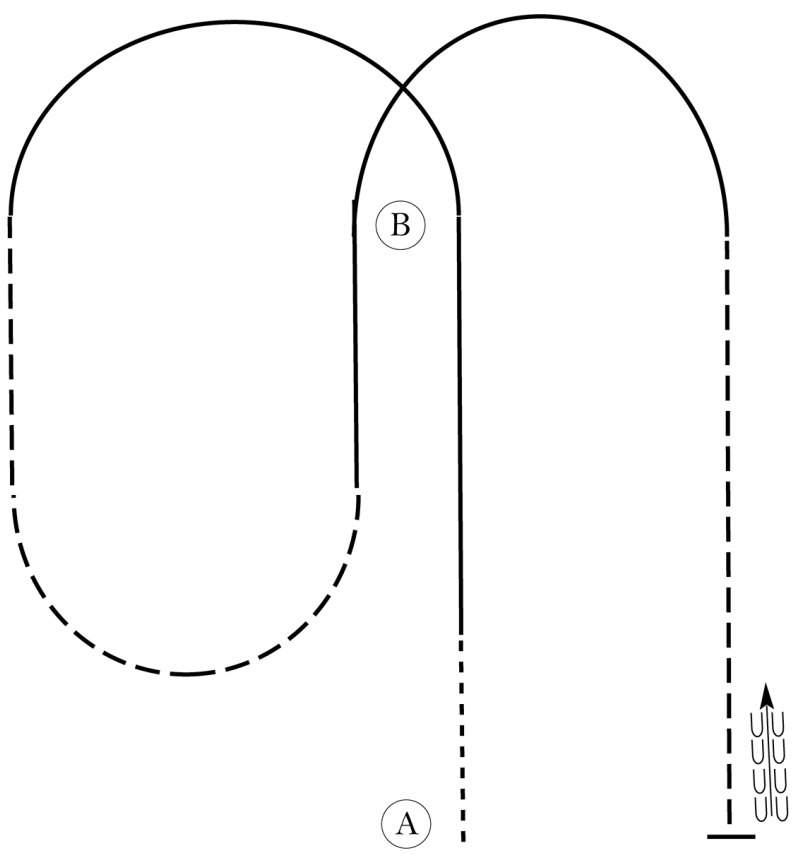


Hunt Seat Equitation (Youth 18&U, Adult)

Show Date: 05-17-2026

www.HorseShowPatterns.com

www.HorseShowPatterns.com



Be ready at A.

1. Walk two horse lengths from A.
2. Canter on the left lead to B. Continue to canter a half circle until even with B.
3. Trot on the right diagonal until halfway between A and B. Continue to trot a half circle until halfway between A and B.
4. Canter on the right lead to B and then canter a half circle until even with B.
5. Trot on the left diagonal until even with A.
6. Stop and back approximately one horse length.

Follow the instructions of your ring steward.

Walk	-----
Trot	- - - - -
Extended Trot	— — — — —
Canter	—————
Leg Yield	
Lead Change	↘
Back	← ← ← ← ←
Marker	⊙ B
Sidepass	← ← ← ← ←
Hand Gallop	—————

[HSE/2-58]



Sussex County Horse Show

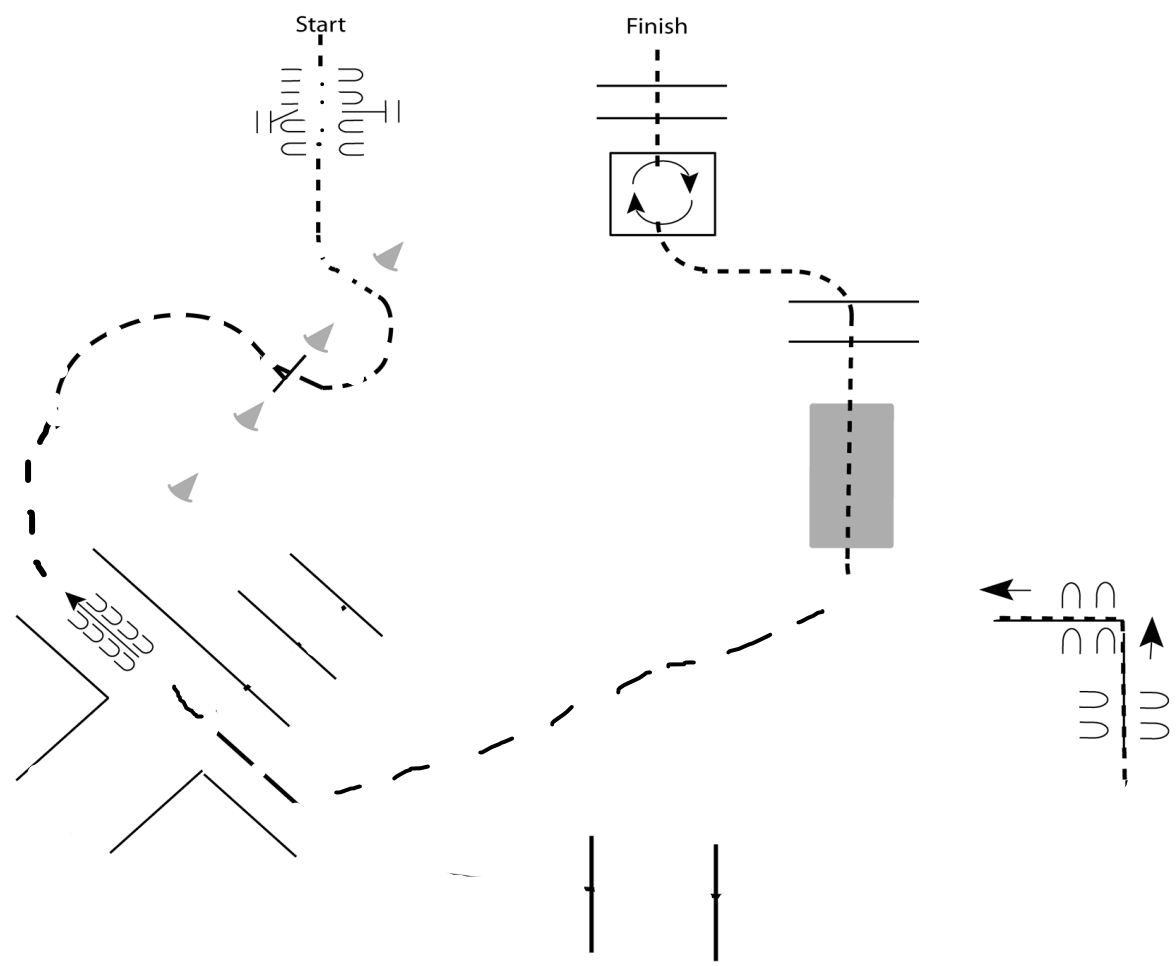
Open Breed and Ranch Series



Western Trail (Leadline)
 Show Date: 05-17-2026

www.HorseShowPatterns.com

www.HorseShowPatterns.com



Begin at Start.

1. Walk through open gate.
2. Walk through the cone.
3. Walk into the chute.
4. Back out of the chute.
5. Optional jog to bridge.
6. Walk over the bridge, poles, and into box.
7. Perform a 360 degree turn to the right, walk out of the box, and over poles to finish.

Walk	-----
Jog	- - - - -
Extended Jog	-----
Lope	—————
Leg Yield	
Lead Change	—/—
Back	←←←←←
Marker	Ⓚ
Sidepass	←-----→



Sussex County Horse Show Open Breed and Ranch Series

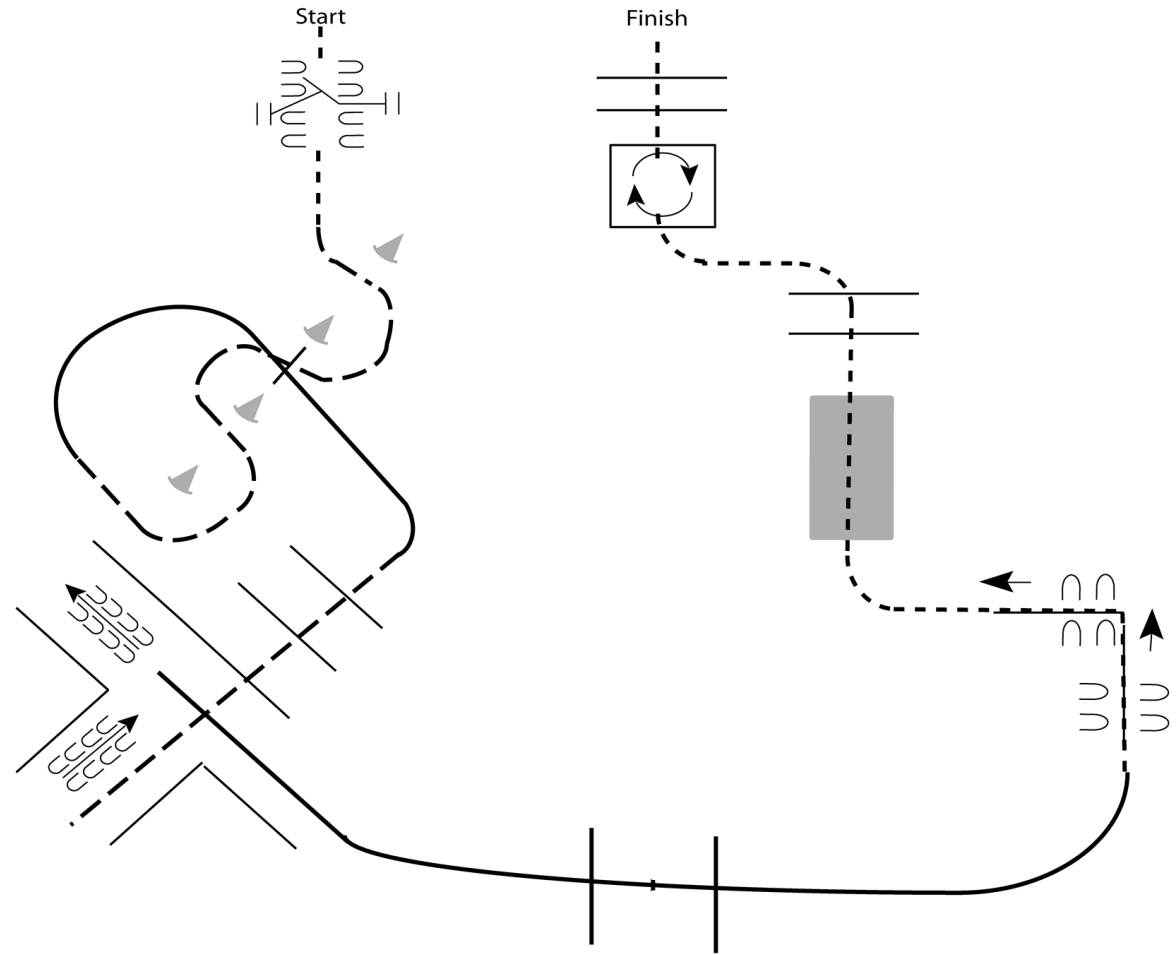


Western & English Trail (Novice, Youth 18&U, Adult)

Show Date: 05-17-2026

www.HorseShowPatterns.com

www.HorseShowPatterns.com



Begin at Start.

1. Walk to and work gate.
2. Jog through cones.
3. Lope right lead to poles.
4. Jog over poles into chute.
5. Back the L.
6. Lope left lead over poles.
7. Side pass left over poles.
8. Walk over bridge, poles and into box.
9. Perform a 360 degree turn to the right, walk out of box and over poles to finish.

Walk	-----
Jog	- - - - -
Extended Jog	-----
Lope	=====
Leg Yield	
Lead Change	///
Back	←←←
Marker	Ⓚ
Sidepass	←-----→



Sussex County Horse Show Open Breed and Ranch Series

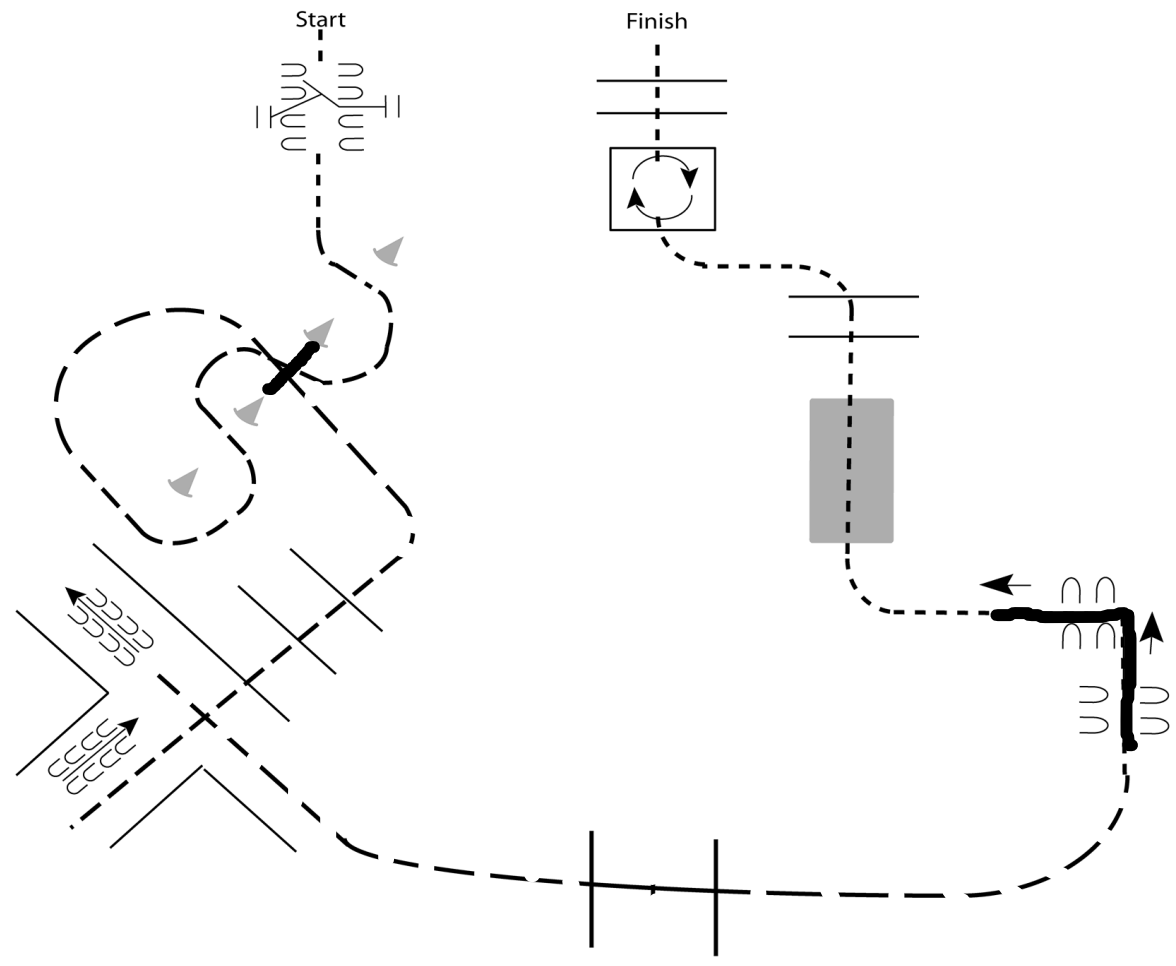


Western & English Trail (Limited, Open)

Show Date: 05-17-2026

www.HorseShowPatterns.com

www.HorseShowPatterns.com



Begin at Start.

1. Walk to and work gate.
2. Jog through cones & over pole.
3. Continue jog over poles into chute.
4. Back the L.
5. Jog over poles.
6. Side pass left over poles.
7. Walk over bridge, poles and into box.
8. Perform a 360 degree turn to the right, walk out of box and over poles to finish.

Walk	-----
Jog	- - - - -
Extended Jog	-----
Lope	—————
Leg Yield	
Lead Change	— / —
Back	← ← ← ← ←
Marker	Ⓚ
Sidepass	← — — — — ←

[T/2-3]



Sussex County Horse Show Open Breed and Ranch Series

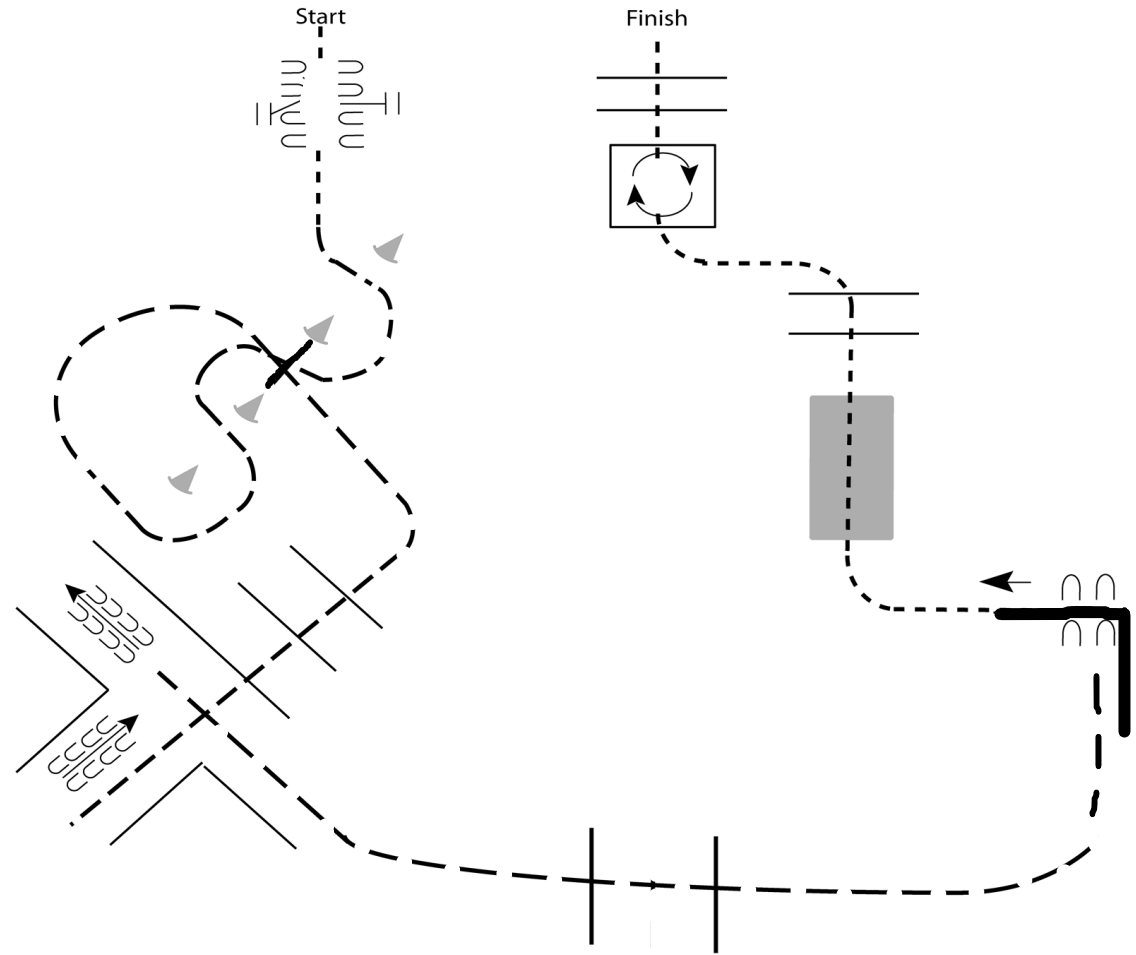


Western & English Trail (Youth 11&U)

Show Date: 05-17-2026

www.HorseShowPatterns.com

www.HorseShowPatterns.com



Begin at Start.

1. Walk through open gate.
2. Jog through cones & over pole.
3. Continue jog over poles into chute.
4. Back the L.
5. Jog over poles.
6. Step over pole and side pass left.
7. Walk over bridge, poles and into box.
8. Perform a 360 degree turn to the right, walk out of box and over poles to finish.

Walk	-----
Jog	- - - - -
Extended Jog	-----
Lope	—————
Leg Yield	
Lead Change	—/—
Back	←←←←←
Marker	Ⓚ
Sidepass	←-----→